




## 033 The Globe and the Lighthouse

Reproducing a mosaic of over 100 pieces, exercising spatial relations


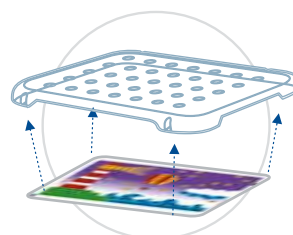
### Starting Session

Print out the globe and lighthouse sheet beforehand. Observe the colours of the pieces on the sheet.



### Miniland Product Game

Place the globe and the lighthouse in the Miniland Pegs game as a template. Choose the pieces of the correct colour and place them in the corresponding position. This activity is particularly useful for developing a child's attention and concentration, in addition to spatial relations.



### Digital Game

When finished, play the digital game to reinforce content. The game consists of choosing the correct colour of the pieces to complete the model and dragging them to the correct place until the drawing has been completed.



### Educational content

#### Mathematics

- Mathematical-logical skills.
- Identifying colours.
- Spatial notions.

#### Artistic Expression

- Creative and constructive thinking.

#### Language

- Vocabulary.

#### ICT

Use of a digital environment.



### Compatible Miniland Material

- Ref. 31825 Placa Blanca Pegs
- Ref. 31830 Placa Transparente Pegs
- Ref. 31810 Bote 2600p Pegs 10mm
- Ref. 31835 Pack Laminas Pegs 10mm
- Ref. 31804 Maletín Pegs 10mm
- Ref. 31814 Maletín Pegs 10m

#### Multilingual education

Vocabulary and speaking.



### Age

3-6 years.



### Themes

Creativity.