



014 € Pair Game

Stimulate the memory and logical-mathematical skills locating euro coins

Starting Session

Print out the coin sheet and follow the instructions for cutting out and preparation. Show the sheet and explain the differences between the coins: size, value and engraved image. Explain the rules for the Pair Game.

Miniland Product Game

Place the coin sheet in the Miniland Pair Game and start looking for pairs. In turns, open two pieces from the "memory". When you find a pair you say aloud: "the name and the value of the coin)".



Fig 1




Fig 2





Fig 3

Digital Game

When finished, play the digital game to reinforce content. The memory game consists of finding 8 pairs of coins and symbols.



Educational content

Mathematics

- Logical-mathematical skills.
- Spatial notions.
- Identifying and getting to know coins (euros).

Language

- Vocabulary.

ICT

Use of a digital environment.



Compatible Miniland Material

- Ref. 31916 Euro activity
- Ref. 31908 Wallet 28 notes + 80 coins
- Ref. 31917 School activity euros
- Ref. 31905 Wallet 49 notes
- Ref. 31901 Set 120 coins
- Ref. 31920 – 31921 Pair game

Multilingual education

Vocabulary and speaking.



Age

3-6 years.



Themes

Coins and Notes.