



# 013 \$ Pair Game

Stimulate the memory and logical-mathematical skills locating dollar coins

## Starting Session

Print out the coin sheet and follow the instructions for cutting out and preparation. Show the sheet and explain the differences between the coins: size, value and engraved image. Explain the rules for the Pair Game.

## Miniland Product Game

Place the coin sheet in the Miniland Pair Game and start looking for pairs. In turns, open two pieces from the "memory". When you find a pair you say aloud: "the name and the value of the coin)".



Fig 1




Fig 2





Fig 3

## Digital Game

When finished, play the digital game to reinforce content. The memory game consists of finding 8 pairs of coins and symbols.



### Educational content

#### Mathematics

- Logical-mathematical skills.
- Spatial notions.
- Identifying and getting to know coins (dollars).

#### Language

- Vocabulary.

#### ICT

Use of a digital environment.



### Compatible Miniland Material

- Ref. 31924 Dollar Set
- Ref. 31922 Activity dollar
- Ref. 31923 Activity Dollar School
- Ref. 31920 – 31921 Pair game

#### Multilingual education

Vocabulary and speaking.



**Edad**  
3-6 años.



**Themes**  
Coins and Notes.